



Collibra for Desktop

# Release notes

Collibra for Desktop

Release Notes

Revision: 04 Jul 2022

You can find the most up-to-date technical documentation online at

<https://productresources.collibra.com/docs/collibra4desktop-rn/1.11>

# Collibra for Desktop 1.11

Collibra for Desktop is an application that allows you to search for resources in Collibra Data Intelligence Cloud from your browser and favorite applications. It provides a simple interface for users who are not familiar with Collibra.

**Tip** You can download Collibra for Desktop from the [Microsoft Store](#) and the [Collibra Community Downloads page](#).

## What's new

### 1.11.0

- The asset page of an acronym now shows the linked business term's definition.

## Fixes

### 1.11.0

- The title bar of a community or domain asset has now an updated contrast to make the title clearly readable.
- The search results now only show the display name and no longer the asset's full name.

# Release notes archive

<b>Collibra for Desktop 0.12 and older</b> .....	<b>3</b>
<b>Collibra for Desktop 1.0</b> .....	<b>12</b>
<b>Collibra for Desktop 1.1</b> .....	<b>14</b>
<b>Collibra for Desktop 1.2</b> .....	<b>17</b>
<b>Collibra for Desktop 1.3</b> .....	<b>19</b>
<b>Collibra for Desktop 1.4</b> .....	<b>25</b>
<b>Collibra for Desktop 1.5</b> .....	<b>28</b>
<b>Collibra for Desktop 1.6</b> .....	<b>30</b>
<b>Collibra for Desktop 1.7</b> .....	<b>31</b>
<b>Collibra for Desktop 1.8</b> .....	<b>32</b>
<b>Collibra for Desktop 1.9</b> .....	<b>33</b>

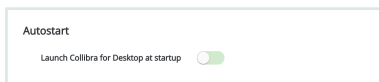
# Collibra for Desktop 0.12 and older

- [Features](#)
- [Fixes](#)

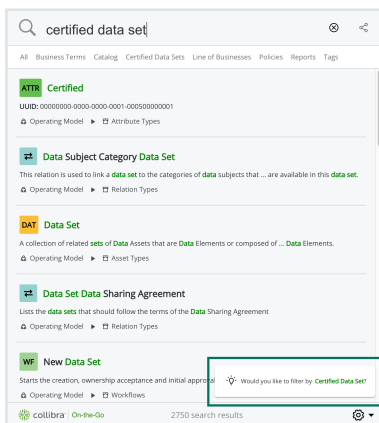
## Features

### 0.12.0

- You can now start the app automatically when you sign in to your operating system.

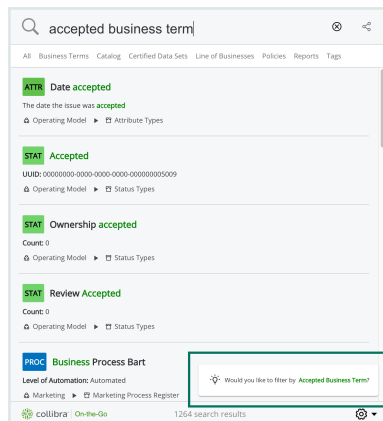


- In your search query, you can add the keyword "certified" to look for certified assets.

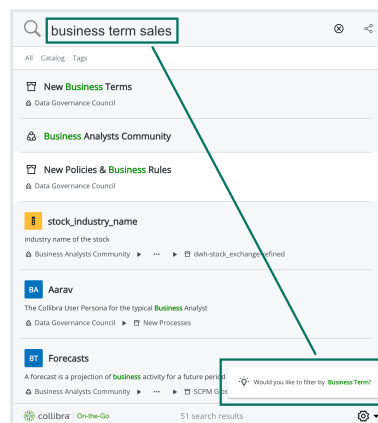
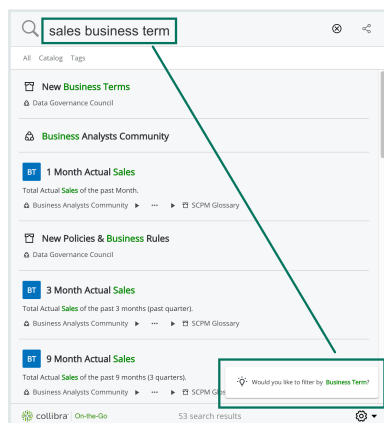


- In your search query, you can add an asset status as a keyword to look for assets with a specific status.

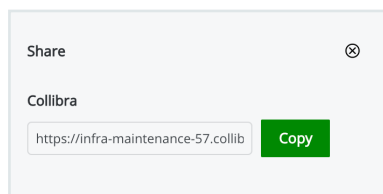
## Release Notes 1.11.0



- In your search query, you can add the keyword "recent" to look for the most recently created assets.
- When your search query contains an asset type, you can position the asset type anywhere in the query.



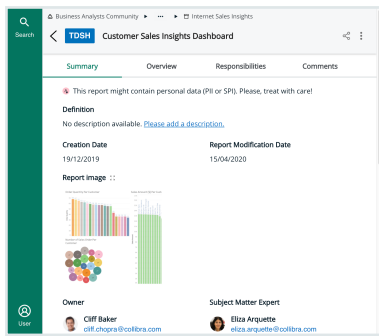
- In Collibra Data Intelligence Cloud 2020.10 and newer, shared links are now formatted to open in both your browser and in Collibra for Desktop.



## 0.11.0

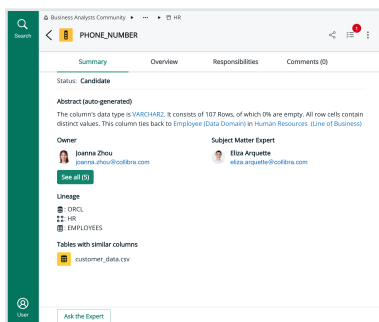
- You now see a warning if a Tableau Dashboard may contain personal or sensitive information.

## More information



- Column asset pages now have a Summary tab that provides extensive information, such as a description, lineage, responsibilities and an automatically generated abstract of the column.

## More information




- New search capabilities
  - New suggested filters: When you enter an out-of-the-box or custom asset type, you get a suggested filter for this asset type.
  - Fuzzy search: If you misspell an asset type, the search succeeds it.
  - Synonyms: If you enter a synonym of an asset type in a search query, the search shows the same behavior as if you entered the literal asset types.

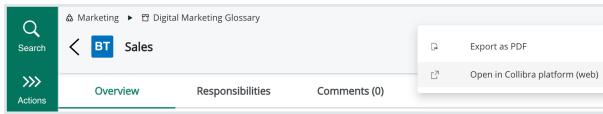
## 0.10.x

- You can now share search queries, optionally including filters.

## More information

- Enter a search query.
- Optionally, select a filter.
- In the search field to the right, click .

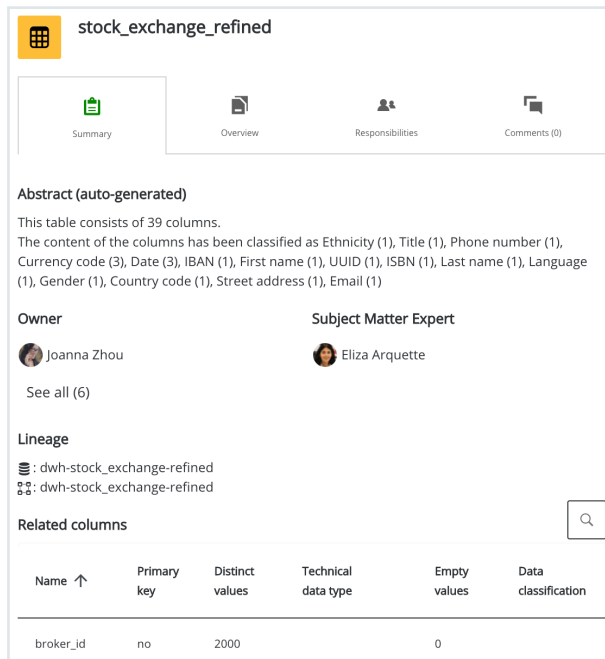
d. In the **Share** dialog box, click **Copy** next to the share link.



e. Send the link to the user with whom you want to share the search query.

- Table assets now have a Summary tab that provides extensive information, such as related data sets, related columns and an automatically generated abstract of the table.

More information



- When you search for an asset, an asset type filter can be suggested to help find the asset faster.
- On the Responsibilities tab, you now have an email link for each user.

## 0.9.x

- You can now export assets to PDF.
- Pasting a unique asset ID or a shared Collibra for Desktop link in Collibra for Desktop opens the asset page immediately.
- When you add or remove tags, the tag list is now immediately saved and you receive a clear indication in the tag editor.

- The Overview tab of the asset page now contains a breadcrumb of communities and domains.

## 0.8.x

- Feature highlights for each new release of the app are now shown in the respective versions of the app.
- You can view, edit and add asset ratings and reviews. Ratings and reviews allow you to quickly see the quality of assets based on the subjective input from other users.
- When the application size is too small, we display the asset page tabs with icons.
- Collibra for Desktop also runs in background mode. You can open the app with the Collibra icon in the notification area (Windows) or in the status bar (macOS).
- Improved browsing experience of Tableau assets.

## 0.7.x

- You can edit and delete comments in the app instead of navigating to your Collibra environment to do so.
- You can add and delete tags to assets.
- An asset page shows also complex relations.
- On Windows, you can now also access the app's settings via the Settings item in the main menu.

## 0.6.x

- Icons are added to indicate which default search filter is set by the user or by the system administrator.
- Use the Collibra search filters to find your data more easily.
- Define a default filter using preconfigured settings. This filter will be applied for each search query.
- Define your own default filter in the app settings. Selecting your default filter will overrule the default filter defined by your administrator.
- On asset pages, you can click related assets, to more easily explore relations.
- Definitions and descriptions are now shown immediately in the search results when searching for asset definitions.

## 0.5.x

- Logging of authentication issues in the app.
- Changes on Windows:
  - Installation wizard.
  - New installation path.
  - Silent installation option.
- Configuration of the proxy server via **Settings**.
- Breadcrumbs are added to each search result.

## 0.4.x

- Mention users in comments.
- Change the default text in the search box.

## 0.3.0

- Start search with a keyboard shortcut.
- Add comments to assets from the app.
- View asset details.

## Fixes

### 0.12.x

- A Table asset page no longer stops responding if the Table isn't related to Column assets and an asset page no longer stops responding if the asset has complex relations. (ticket #53436)
- If you use a UUID of an asset to which you don't have access, you are no longer signed out of the app.
- Rejected classification tags are no longer shown in the Table abstract and Column summary.
- The definition and description of an asset are now always shown in the same order on the asset page. (ticket #52099)

- A Column asset page no longer stops responding if there is no Table asset related to the Column asset.
- Signing in to Collibra for Desktop via single sign-on now works consistently. (ticket #50239)

## 0.11.x

- You can now preview a Column asset page even if stitching was not successful or not all relations are created.

## 0.10.x

- You can again sign in to the app via single sign-on. (ticket #49073)
- You are no longer signed out if you open an asset with data classification information, without the correct permissions. (ticket #49073)
- The aspect ratio of images in rich-text attributes is retained.
- When Collibra for Desktop is running in the background on Windows, you can now reopen the app via the Start menu.
- In Microsoft Office products on Windows, three-key shortcut combinations no longer change the selected text. (ticket #47580)

## 0.9.x

- On Windows, the SSO sign-in window is now in the same window as the default sign-in window.
- Attributes that are not assigned to a particular asset type are no longer shown in assets of that asset type. (ticket #46295)
- The styling of tables, such as colors and alignment, is now correctly shown. (ticket #46284)
- In the PDF export of an asset, the link to open the list of relations in Collibra now correctly redirects to the environment.
- Tables are now correctly shown on asset pages and in PDF files.
- Tableau dashboard assets without assigned responsibilities are now correctly shown. The Responsibilities tab will then not be shown. (ticket #46082)
- The link in the asset title of a PDF export now correctly opens the asset page in your environment.

- Improved the message when the number of relations exceeds the display limit. (ticket #44141)

## 0.8.x

- You can now use non-alphanumeric characters in the keyboard shortcut, except for single quote and backslash.
- If you try to edit tags, but don't have the correct permission, the Edit button is no longer visible.
- On macOS, you no longer get a warning that the app cannot be opened because Apple cannot check it for malicious software.
- You no longer see clipboard content when you press the 3-key keyboard shortcut to open the app.
- Assets with incomplete complex relations are now shown correctly in the app.
- The share link of an asset is now correct.
- Tableau dashboards without relations or worksheets are now correctly shown.
- Assets are again correctly opened in Collibra Data Intelligence Cloud when you click the Open in Collibra platform button.
- When you open an asset that has attributes in a different Collibra environment, the sign-in window no longer appears.
- You now see a clear indication if an asset does not contain attributes.

## 0.7.x

- Links to other assets in your environment now open in your app instead of your web browser.

## 0.6.x

- The description of an asset in the search results is now consistent across different search queries.
- Proxy settings are now in a new dialog box.

## 0.5.x

- Clicking a link opens the page in your default browser instead of the app.
- The overview tab of an asset now shows the headers of every characteristic.
- Using CSRF tokens no longer shows an error after signing in.
- Using CSRF tokens no longer blocks the communication with a Collibra environment.
- Connecting to a Collibra environment that is set up with SAML-based single sign-on, now works correctly.
- You can now only connect to a Collibra environment if you use HTTPS.
- The asset preview is shown even if there are no attributes assigned to the asset.
- The app does not crash or show a blank screen if an asset type has an icon that is not out-of-the-box.
- Search results are shown even if the analytics platform is blocked by the firewall.
- The Collibra dashboard is no longer shown in the sign-in window after multiple sign ins and sign outs.

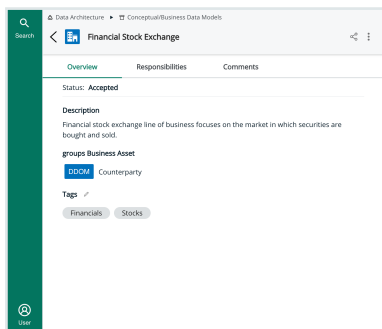
## 0.4.x

- Empty arrays of filters for relationships no longer blocks opening an asset page.
- The option to add a comment is no longer available if you don't have the permission.
- Scoped assignments are now taken into account on an asset page.
- The relations on an asset page are no longer shown in an inverted way.
- When a user adds a comment on an asset page, the username no longer appears as deleted user.
- All images are now correctly shown in the app.

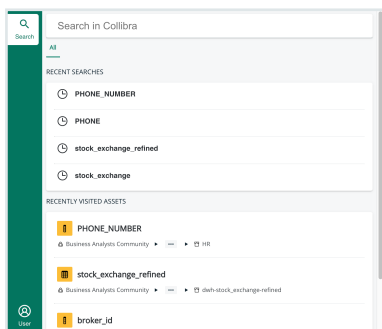
# Collibra for Desktop 1.0

## Features

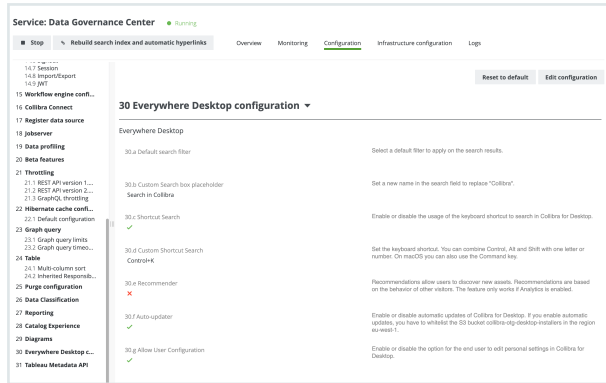
- The user interface has been redesigned for a better user experience. A responsive layout to show content without horizontal scrolling, easier access to the app's settings and a new navigation bar for new applications.



- The start page of the app now shows your recent searches and your recently viewed assets.



- You can now see all relations of an asset even if it has a large amount of relations. Previously you had to go to the web interface if there were too many relations to show.
- The keyboard shortcut is available even before signing in. If you use the keyboard shortcut and you are not signed in, the sign-in process is started.
- You can now define the app settings via the Collibra Console of your environment. Every Collibra for Desktop user will then share the same settings.



## Fixes

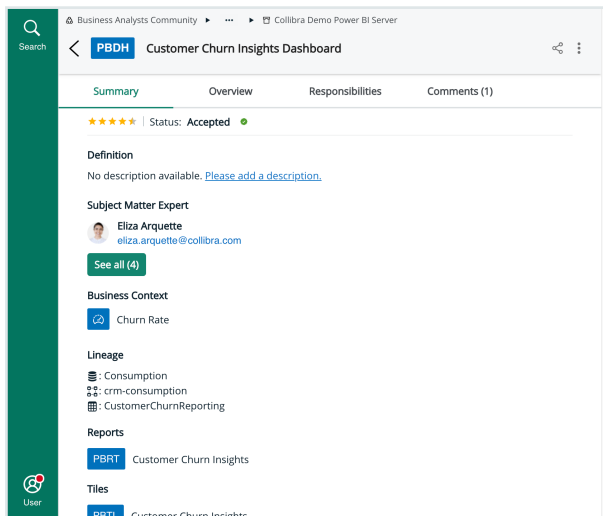
- A Table asset page no longer stops responding if the Table isn't related to Column assets and an asset page no longer stops responding if the asset has complex relations. (ticket #53436)

# Collibra for Desktop 1.1

## What's new

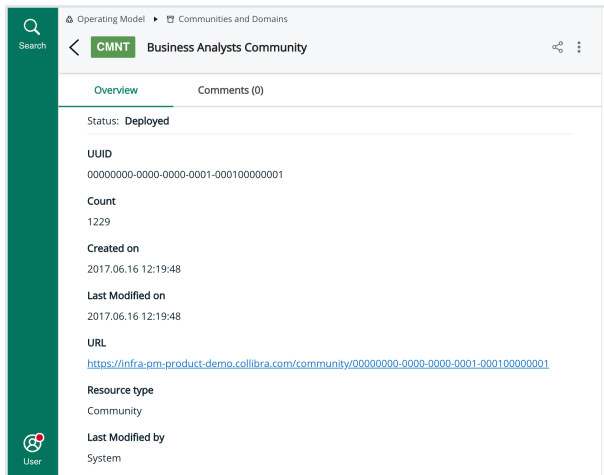
### 1.1.0

- The Summary tab of a Power BI dashboard now includes a certification attribute and the status.

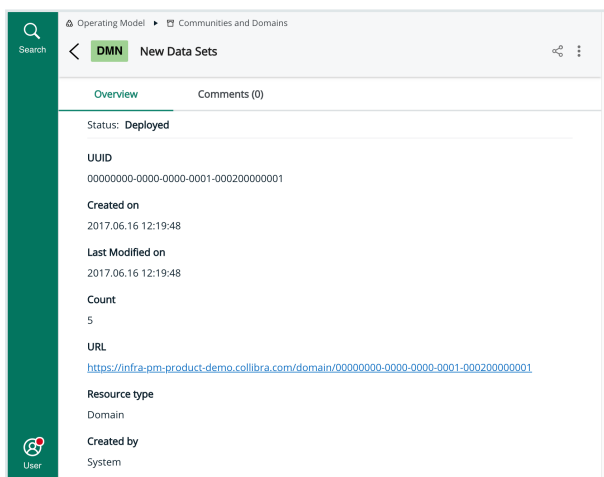


- The app checks daily for updates.
- The app now shows community pages instead of redirecting you to the web interface of your environment.

A community page contains basic information such as number of assets, modification date and an overview of its subcommunities and domains.



- You can now open a domain page in the app instead of being redirected to the web interface of your environment.  
A domain page contains basic information such as number of assets, modification date and domain type.



## Fixes

### 1.1.0

- After a clean installation of Collibra for Desktop, the shortcut now works properly without reinitialization.
- On Windows, a preconfigured Collibra environment that is set during an unattended installation of Collibra for Desktop, no longer blocks the authentication.

## Release Notes 1.11.0

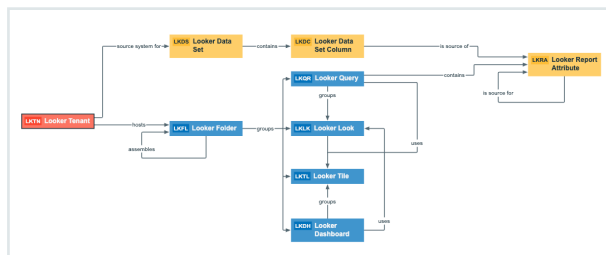
- In the Responsibilities section of the Summary tab on applicable asset pages, the names are now correctly shown.

# Collibra for Desktop 1.2

## What's new

### 1.2.0

- You can now see assets that are ingested from Looker. The following schema gives you an overview of the Looker assets and how they relate to each other.



- You can now click the breadcrumbs for easier navigation to domains and communities in the app.

## Fixes

### 1.2.2

- Collibra for Desktop now correctly disables searching via a keyboard shortcut when the option is disabled in Collibra Console.
- When autostart is enabled, search filters from Collibra and settings set in Collibra Console are now correctly applied in the app.

### 1.2.1

- When you configure the app settings in Collibra 2021.01, they are now taken into account. This was not the case in Collibra for Desktop 1.2.0.

## 1.2.0

- On macOS, the unattended configuration of the app now saves the configuration file in the correct location.

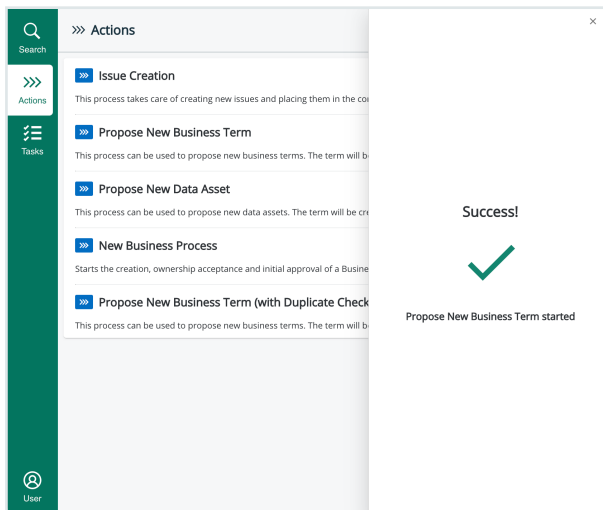
# Collibra for Desktop 1.3

## What's new

### 1.3.4

- Improved the workflow user-experience. You are now automatically redirected to the form of the workflow task if the task is assigned to you, the task starts with a form, and the workflow is related to the current asset.
- A more prominent notification is shown when you complete a workflow task.

#### New action completed notification



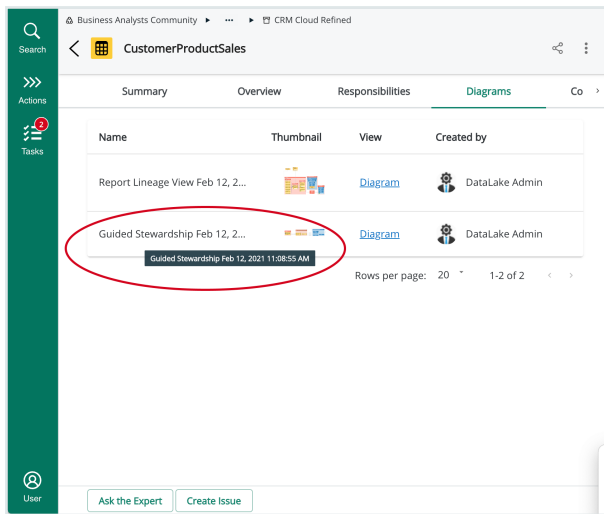
### 1.3.3

- The timeout parameter for the unattended installation has been renamed to `SESSION_TIMEOUT` (Windows) and `sessionTimeout` (macOS).

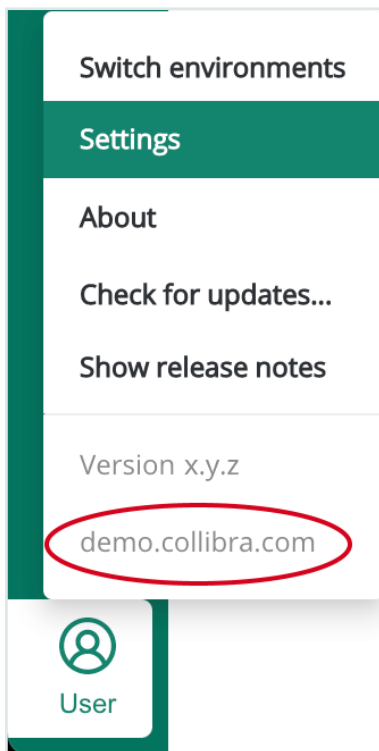
### 1.3.1

- If the name of a diagram picture is too long to show in the Diagrams table, you can now hover over the name to see the full name.

### Tooltip with full name of diagram picture



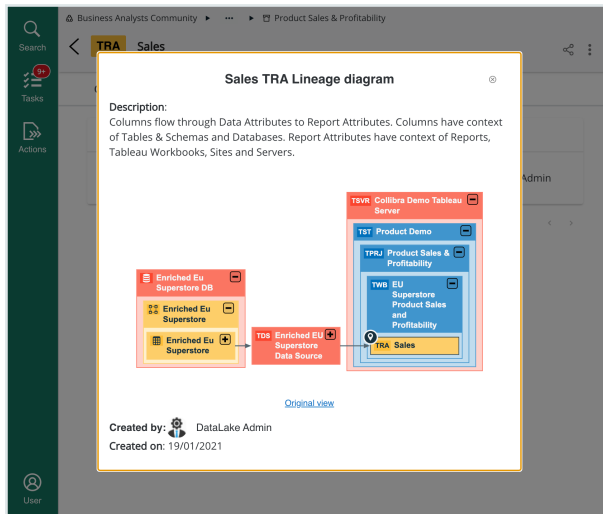
- The Collibra environment you are connected to is now shown in the user menu, as well as in the About section.



### 1.3.0

- Asset diagram pictures are now available in Collibra for Desktop. These pictures allow a better understanding of the asset's context. You will also have a direct link to open the

corresponding diagram in Collibra.



- You can now complete workflow tasks such as reviewing an asset or voting for an asset.

Start workflows from an asset page.

Overview | Responsibilities | Comments (0)

Status: Candidate

Role in Report

Measure

Original Name  
[Sales]

used in Report

TWSH	Discount Analysis	TWSH	Total Sales
TWSH	Sales by Location	TWSH	Total Sales Label
TWSH	Sales Map	TWSH	Sales Trends
TWSH	Sales by Category		

contained in Report

TWB	EU Superstore Product Sales and Profitability
-----	---

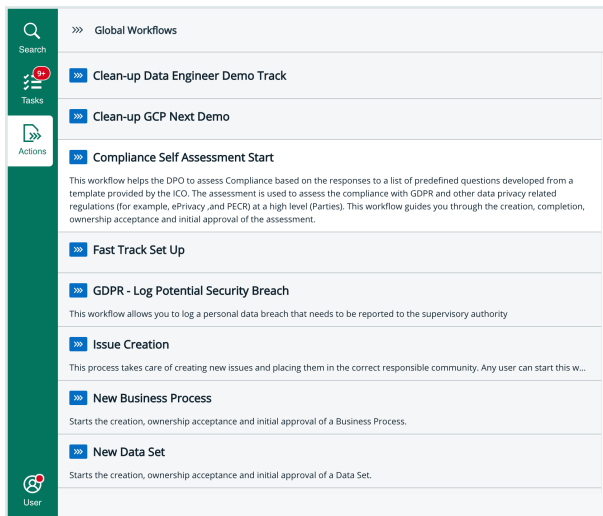
Is source for Report Attribute

TRA	Profitable Sales Measure	TRA	Total Sales
-----	--------------------------	-----	-------------

Ask the Expert | Create Issue

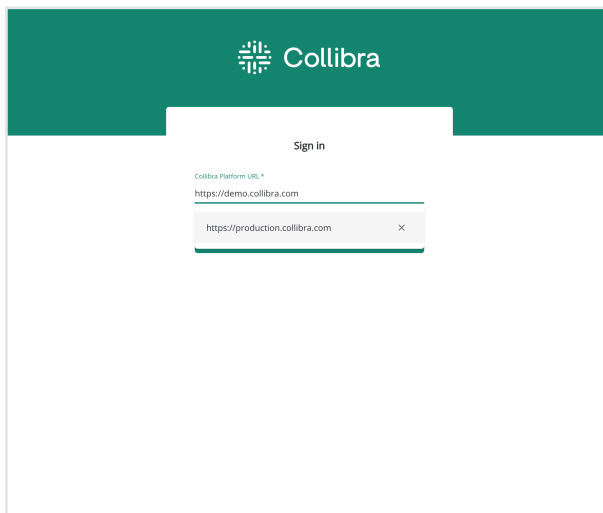
- You can start workflows such as proposing a new business term or asking a question to an expert. It is possible that complex workflows, for example a workflow with multiple step forms, won't work.

## Overview of workflows that you can start from Collibra for Desktop.



- You can now configure a session timeout for Collibra for Desktop, which will automatically sign out users from the app after a certain period of inactivity.
- You can now configure notification message that is shown before you sign in to the app, for example to notify the user that they are using governmental property.
- If your organization has more than one Collibra environment, you can now easily switch between them.

Switch environments.



# Fixes

## 1.3.5

- Buttons at the bottom of a task form no longer hide the content of that form. (ticket #63733)
- If you click the search icon in the navigation bar, you are now always redirected to the search bar.
- When you submit a form of a workflow task, Collibra for Desktop now also passes correctly the default values of that form. (ticket #64109)
- If you have configured a default filter, it will always be applied, even after signing back in.

## 1.3.4

- The app now includes the x-csrf-token in the header of all API calls.
- A preconfigured installation on macOS now creates the configuration folder in the user folder of the signed in user.

## 1.3.3

- An unattended installation on Windows applies again the settings that are defined in the configuration file.

## 1.3.2

- You can again export asset pages to PDF.
- Collibra for Desktop now correctly starts after a fresh installation.

## 1.3.1

- Clicking a tag on an asset page now correctly starts a search for all assets with that tag.
- Workflow tasks that are not linked to assets no longer causes an error when opening the task list.
- External hyperlinks in text attributes now work correctly. (ticket #60921)

- The Actions button is no longer shown in the navigation bar if workflows are disabled for Collibra for Desktop in Collibra Console.
- Large images in comments are now shown without altering the layout of the app.
- Clicking Search in the navigation bar now always focuses automatically on the search field, which allows you to immediately enter a new search query.

## 1.3.0

- The first comment on an asset now shows the actual user instead of "Deleted user". (ticket #58510)

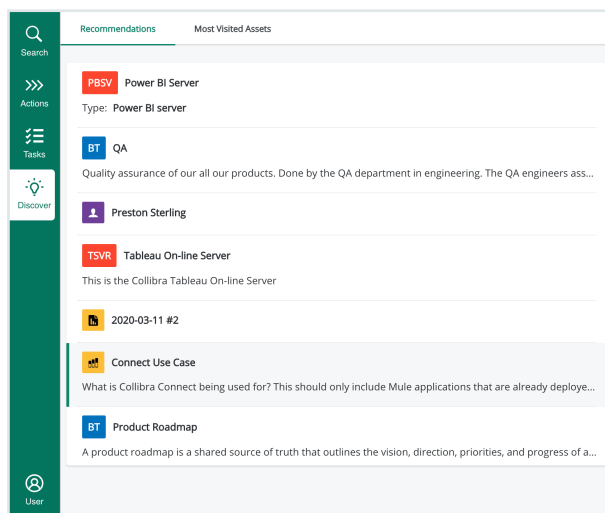
# Collibra for Desktop 1.4

## What's new

### 1.4.0

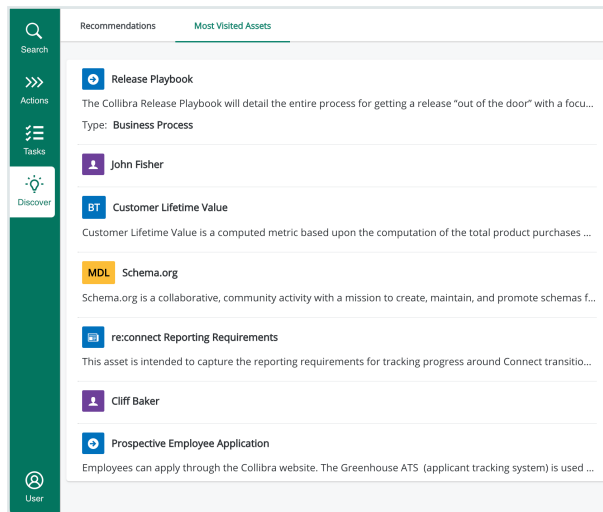
- You can now follow hyperlinks within Collibra for Desktop if you enable auto hyperlinking in the Everywhere Desktop configuration section in Collibra Console. By default the feature is disabled. You also must have enabled hyperlinking in the Hyperlinking configuration section.
- In the navigation bar, the Discovery tab features a list of most popular assets promoting popular assets to new and returning users.
  - The Discover section includes a list of assets that may be of interest to you.

#### Recommended assets



- It also includes a list of the most viewed assets in your environment.

## Most visited assets



### 1.4.1

- The search bar and search filters now remain visible at the top of the app as you scroll down through the search results.

## Fixes

### 1.4.0

- The details of an asset without relations are now correctly shown.
- You can now open links that are added to attributes on domain and community pages. (ticket #64557)
- Collibra for Desktop now correctly opens hyperlinks that contain query strings.
- In a workflow task, any default values in rich text fields are correctly shown and sent to Collibra.
- In a workflow task, all empty fields are now correctly passed to Collibra. (ticket #65034)

### 1.4.1

- Search result tiles now show the asset name, instead of the full name or UUID. (ticket #64493)

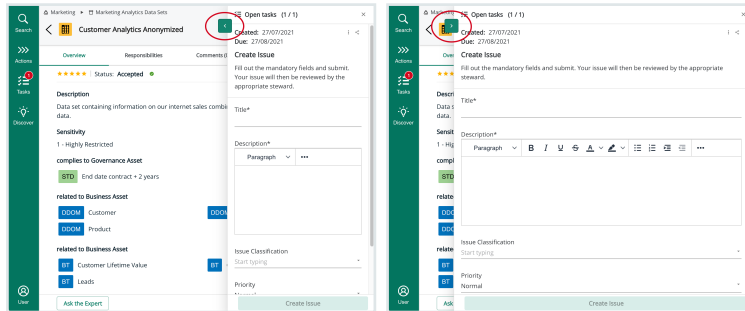
- If no assets appear in the Recommendations tab, an improved error message is now shown.
- If you are working with a Collibra environment in which the Recommender is enabled and then switch to another environment, the app now correctly takes into account whether the Recommender is enabled or disabled in the new environment.
- The app no longer crashes if an asset of an unsupported asset type is shown on a domain page.

# Collibra for Desktop 1.5

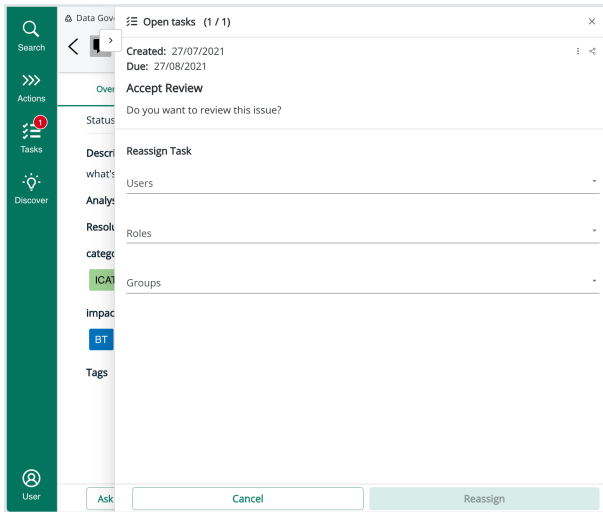
## What's new

### 1.5.0

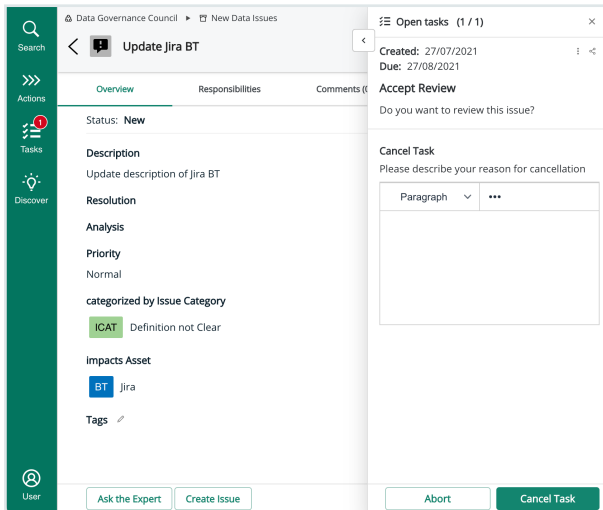
- You can now expand and collapse the task sidebar.



- You can now reassign a task to another user, role or user group.



- You can now cancel a task.



- You now have an extra Windows installer which allows you to install the application even if you don't have administrator rights.

## Fixes

### 1.5.0

- Asset pages now show the correct asset types for relation names.

# Collibra for Desktop 1.6

## What's new

### 1.6.0

- On the Most Visited Assets page, you now see the number of page visits for each shown asset.
- The Discover tab in the navigation bar is only shown if there are most visited assets.

## Fixes

### 1.6.0

- When autostart is enabled, the keyboard shortcut is now functioning correctly after signing in. (ticket #68851)
- Complex relations are now only shown if they belong to the assignment.
- When completing a user task, typing in the Data Steward field to look up a user, no longer makes Collibra for Desktop crash. (ticket #68773)

# Collibra for Desktop 1.7

## What's new

### 1.7.0

- You can now select asset content in Collibra for Desktop, for example the asset's description, and immediately [paste](#) it into the application you're working in, by using the key combination Alt+Enter (Windows) or Option+Enter (macOS).
- On the Responsibilities tab of an asset, you can now see the [list of users](#) in a user group when that user group is assigned a resource role for the asset.

## Fixes

### 1.7.0

- Search filter suggestions no longer hide the content of a workflow form.
- Searching for "report" no longer suggests a Tableau Dashboard search.

# Collibra for Desktop 1.8

## What's new

### 1.8.0

- In Collibra Console, you can now configure to automatically open Collibra for Desktop when you sign in to your operating system.

## Fixes

### 1.8.0

- If the user configuration is disabled in Collibra Console, you can no longer edit the keyboard shortcut. (ticket 76829)
- Long names of related assets are now properly wrapped.

# Collibra for Desktop 1.9

Collibra for Desktop is an application that allows you to search for resources in Collibra Data Intelligence Cloud from your browser and favorite applications. It provides a simple interface for users who are not familiar with Collibra.

**Tip** You can download Collibra for Desktop from the [Microsoft Store](#) and the [Collibra Community Downloads page](#).

## What's new

### 1.9.0

- The following settings can now only be defined in Collibra Console and no longer in the [Collibra for Desktop settings](#):
  - Default filter
  - Reporting
- When the user settings are disabled, the keyboard shortcut is no longer visible in the Collibra for Desktop settings.
- Via the unattended installation, you can now only configure the environment URL, session timeout and initial message. All other options can only be configured via Collibra Console.
- You can now change the [colors](#) and [logo](#) of Collibra for Desktop to be more in line with your company's brand.

## Fixes

### 1.9.0

- Date and time is now correctly shown in Collibra for Desktop. (ticket #76283)
- Collibra for Desktop now correctly shows diagram pictures that are public or shared with the Everyone group. (ticket #73212, 74810)

# Collibra for Desktop 1.10

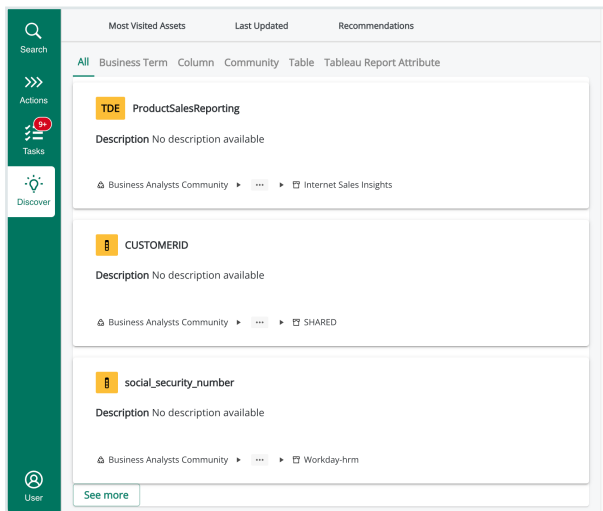
Collibra for Desktop is an application that allows you to search for resources in Collibra Data Intelligence Cloud from your browser and favorite applications. It provides a simple interface for users who are not familiar with Collibra.

**Tip** You can download Collibra for Desktop from the [Microsoft Store](#) and the [Collibra Community Downloads page](#).

## What's new

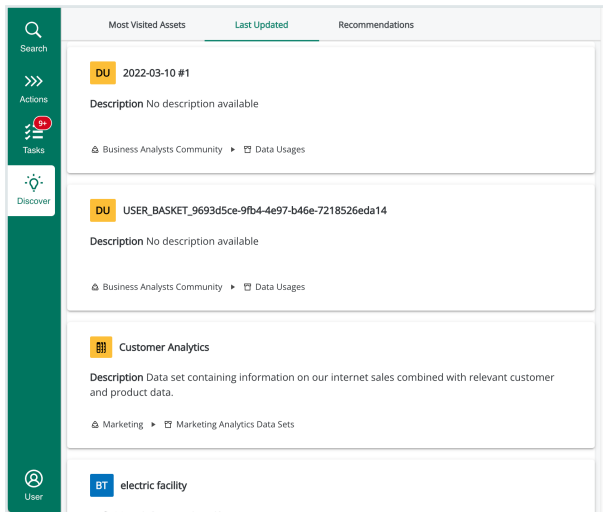
### 1.10.0

- The Discover section in Collibra for Desktop can now suggest asset recommendations based on your browsing history in the app.
- You can now filter the content on the Recommendations tab. The available filters are based on your browsing history in Collibra for Desktop.



## Release Notes 1.11.0

- The Discover section in Collibra for Desktop now shows a list of the last updated assets of your Collibra environment.



## Fixes

### 1.10.0

- Looker dashboards are again properly shown in Collibra for Desktop. (ticket #81770)

# About Collibra for Desktop

## Note

Collibra for Desktop replaces Collibra Everywhere for macOS and Collibra Everywhere for Windows which are deprecated.

Collibra Platform 5.7.x will be the last version of the platform to be compatible with Collibra Everywhere for macOS and Collibra Everywhere for Windows

## Supported Collibra versions

- Collibra Data Intelligence Cloud 2021.01 and newer
- Collibra Data Governance Center 5.7.8(\*) and newer

(\*) To be released in February 2021

## Supported macOS versions

- 10.12 "Sierra" and newer

## Supported Windows versions

- Windows 10 and newer